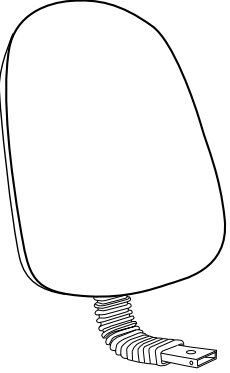

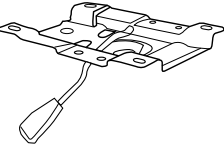
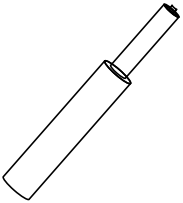


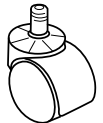

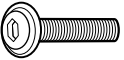
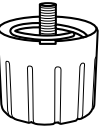


# Instructivo de Armado Silla Cajera Venus

<p><b>Respaldo (1 pza)</b></p> 	<p><b>Asiento (1 pza)</b></p> 	<p><b>Mecanismo fijo (1 pza)</b></p> 
	<p><b>Pistón Cajero (1 pza)</b></p> 	<p><b>Aro de Nylon (1 pza)</b></p> 
<p><b>Base Polipropileno (1 pza)</b></p> 	<p><b>Rodaja (5 pzas)</b></p> 	<p><b>Placa plana (1 pza)</b></p> 
<p><b>Tornillo M6 x 25 mm (4 pzas) Asiento</b> (B)</p> <p><b>Tornillo M6 x 20 mm (4 pzas) Respaldo</b> (A)</p> 	<p><b>Perilla de ajuste (1 pz)</b></p> 	<p><b>Gusano (1 pza) Barra (1 pza)</b></p> 