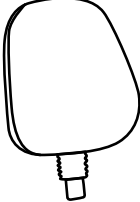

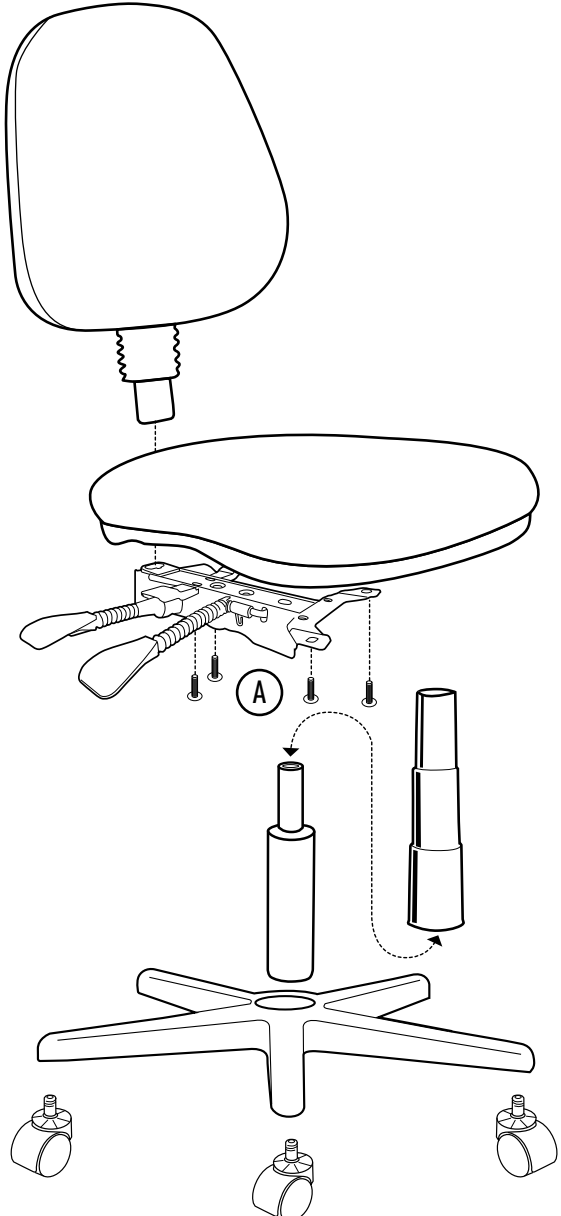
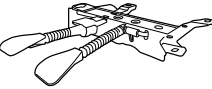
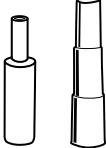

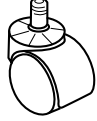
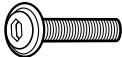
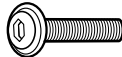


Instructivo de Armado Silla Operativa Venus

<p>Respaldo (1 pza)</p> 	<p>Asiento (1 pza)</p> 	 <p>Tornillo m6 x 25 mm para sujetar asiento a mecanismo (4 pz)</p> <p>Tornillo m6 x 20 mm para respaldo (4pzas)</p>	
<p>Mecanismo Synchro (1 pza)</p> 	<p>Pistón secretarial (1 pza) Cupi (1 pza)</p> 		
<p>Base Polipropileno (1 pza)</p> 	<p>Rodaja (5 pzas)</p> 		
<p>Tornillo m6 x 20 mm Respaldo (4 pzas)</p> 	<p>Tornillo m6 x 25 mm Asiento y brazos (10 pzas)</p>  <p>A</p>		
<p>Placa plana (1 pzas)</p> 