

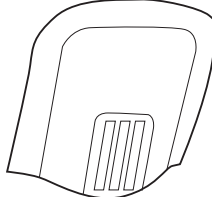
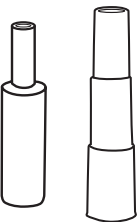
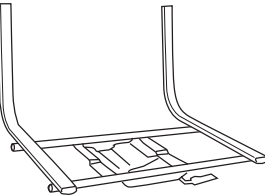
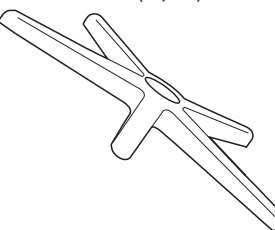
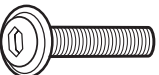



# Instructivo de ensamblado Silla ISO Secretarial

|   |   |
|---|---|
| Respaldo (1 pza)<br>                                 | Asiento (1 pza)<br>    |
| Tapa de respaldo (1 pza)<br>                         | Pistón (1 pza)<br>     |
| Estructura (1 pza)<br>                               | Base (1 pza)<br>      |
| A m6 x 20 mm (2 pzas)<br>B m6 x 25 mm (2 pzas)<br> | Rodajas (5 pzas)<br> |

