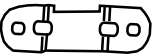




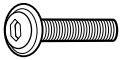
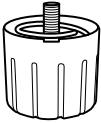


Instructivo de Armado Silla Jupiter Secretarial

<p>Respaldo (1 pza)</p> 	<p>Asiento (1 pza)</p> 	<p>Mecanismo fijo (1 pza)</p> 
<p>Placa (1 pza)</p> 	<p>Pistón secretarial (1 pza)</p> 	<p>Cubre piston (1 pza)</p> 
<p>Base Polipropileno (1 pza)</p> 	<p>Rodaja (5 pzas)</p> 	<p>Concha sujetadora (1 pza)</p> 
<p>Tornillo M6 x 25 mm (4 pzas) Asiento (B)</p> <p>Tornillo M6 x 20 mm (4 pzas) Respaldo (A)</p> 	<p>Perilla de ajuste (1 pz)</p> 	<p>Gusano (1 pza) Barra (1 pza)</p> 