

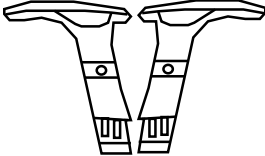










Instructivo de Armado Sillón Directivo Bennett

<p>Respaldo (1 pza)</p> 	<p>Asiento (1 pza)</p> 	<p>Brazo (2 pzas, lqz. y der.)</p> 
<p>Mecanismo de rodilla (1 pza)</p> 	<p>Pistón Ejecutivo (1 pza)</p> 	<p>(A) Tornillo 8 m x 30 mm (4 pzs)</p> 
<p>Base Polipropileno (1 pza)</p> 	<p>Rodaja (5 pzas)</p> 	<p>Rondana (4 pzas)</p> 
<p>(B) Tornillo 8 m x 40 mm (6 pzs)</p> 	<p>(C) Tornillo 8 m x 20 mm (3 pzs)</p> 	<p>Llave Allen 3/16" (1 pza)</p> 