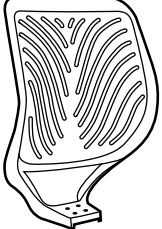
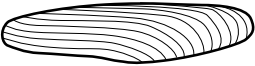
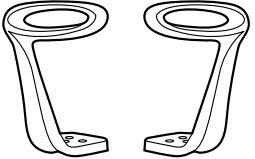

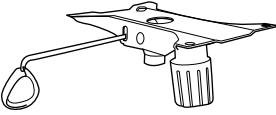

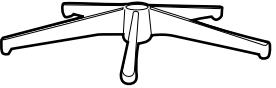
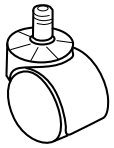
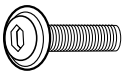
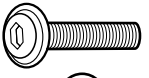
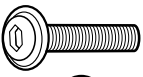


Instructivo de Armado Sillón Ejecutivo Alex Mesh Sillas ADS

www.sillasads.mx

<p>Respaldo (1 pza)</p> 	<p>Asiento (1 pza)</p> 	<p>Brazo (2 pzas, lzq. y der.)</p> 	
<p>Mecanismo Ejecutivo (1 pza)</p> 	<p>Pistón Ejecutivo (1 pza)</p> 	<p>Base Polipropileno (1 pza)</p> 	
<p>Rodaja (5 pzas)</p> 	<p>Tornillo m6 x 30 mm (6 pzas)</p> <p>A</p> 	<p>Tornillo m6 x 20 mm (4 pzas)</p> <p>B</p> 	
<p>Tornillo m6 x 45 mm (4 pzas)</p> <p>C</p> 	<p>Llave Allen 3/16" (1 pza)</p> 