






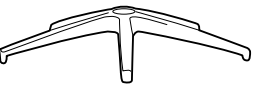



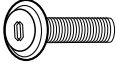


# Instructivo de Armado Sillón Ejecutivo ADAM /Athenas CC

<p>Respaldo (1 pza)</p> 	<p>Asiento (1 pza)</p> 	<p>Cabecera</p> 
<p>Brazo (2 pz, lqz. y der.)</p> 	<p>Pistón (1 pza)</p> 	<p>Cubre piston (1 pza)</p> 
<p>Mecanismo (1 pza)</p> 	<p>Base Nylon (1 pza)</p> 	<p>Rodaja (5 pza)</p> 
<p>Llave Allen 3/16" (1 pza)</p>  <p>Llave Allen para fijar cabecera (1 pza)</p> 	<p>Tornillo m4 x 20 mm (2 pz)</p> <p>Tornillo m6 x 50 mm (4 pz)</p> <p>Tornillo m6 x 30 mm (4 pz)</p> <p>Tornillo m6 x 25 mm (2 pz)</p> <p>Tornillo m6 x 20 mm (4 pz)</p> 	<p>Rondanas (8 pz)</p> 