
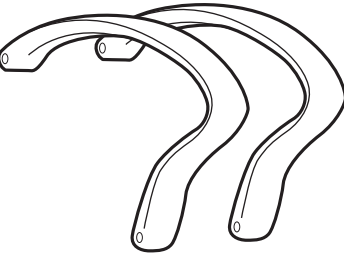
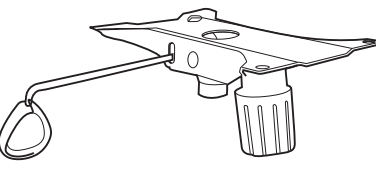


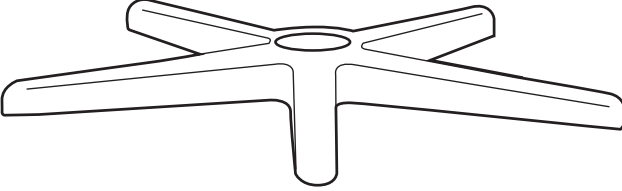
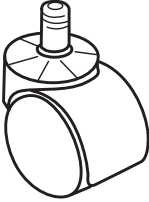
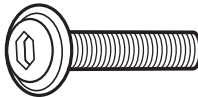
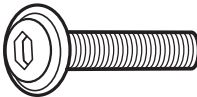


Instructivo de Armado Sillón ejecutivo **Valentina A/B**



Sillas ADS
www.sillasads.mx

Respaldo (1 pza) 	Brazos (2 pzas) 	Mec. ejecutivo (1 pza) 
	Pistón ejecutivo (1 pza) 	Cubre pistón (1 pza) 
Base Nylon 26 pulgadas (1 pza) 		Rodaja (5 pzas) 
Tornillo m6 x 25 mm (4 pzas)  A	Tornillo m8 x 40 mm (4 pzas)  B	

