
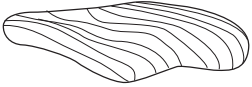
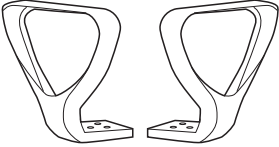
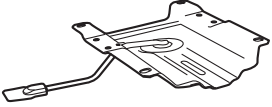




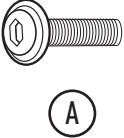
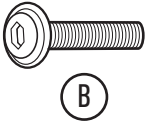
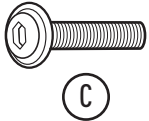


Instructivo de Armado Sillón Semi-Ejecutivo **Beretta**



Sillas ADS
www.sillasads.mx

<p>Respaldo (1 pza)</p> 	<p>Asiento (1 pza)</p> 	<p>Brazo (2 pzas, Izq. y der.)</p> 
<p>Mecanismo Ejecutivo (1 pza)</p> 	<p>Pistón Ejecutivo (1 pza)</p> 	<p>Cubre Pistón (1 pza)</p> 
<p>Base Polipropileno (1 pza)</p> 	<p>Rodaja (5 pzas)</p> 	<p>Tornillo 3/16" x 20 mm (4 pzas)</p>  <p>(A)</p>
<p>Tornillo 3/16" x 25 mm (6 pzas)</p>  <p>(B)</p>	<p>Tornillo 3/16" x 45 mm (4 pzas)</p>  <p>(C)</p>	<p>Llave Ale 3/16" (1 pza)</p> 